

**RUSH
WITT &
WILSON**



**10 South Beach Apartments Sea Road, Bexhill-On-Sea, East Sussex TN40 1FJ
£295,000**

An opportunity to acquire this stunning, modern two bedroom luxury apartment with large feature circular balcony/terrace ideally positioned in the heart of Bexhill Town Centre. This award winning development has been thoughtfully and beautifully designed to the highest of specifications with an Art Deco influence that is clearly evident in the architectural style of this unique building which nestles seamlessly into its surroundings. Offering bright and spacious accommodation throughout, the property comprises two double bedrooms, both with built in wardrobes and the master bedroom further benefiting from an en-suite shower room, open plan living space with double aspect lounge leading through to a stunning modern fitted kitchen breakfast room with built in appliances and a family bathroom. The striking feature of the apartment is the large circular balcony with views to the sea. Other benefits include double glazed windows, modern electric thermostatic radiators, a gated underground car park with allocated parking space and disabled access ramp. Conveniently situated within very close walking distance to local shops, seafront, bus stops and main line rail station with direct links to London, Brighton, Gatwick Airport and Ashford International. Viewing comes highly recommended by Rush Witt & Wilson Bexhill to appreciate this impressive modern apartment.



Communal Entrance

Communal entrance door with entry phone system leading to the communal hallways, stairs and lifts to all floors, flat is located on the first floor.

Private Entrance Hall

Internal front door leading to large entrance hall with one modern thermostatic electric radiator, large storage cupboard.

Lounge

16'0" x 10'8" (4.90 x 3.27)

Double glazed window to the side elevation, double glazed sliding patio door giving access to the large westerly facing balcony, one modern electric thermostatic radiator, the open plan living space then leads through to the modern fitted kitchen/breakfast room.

Balcony

29'9" x 12'7" (9.07 x 3.86)

Large south westerly facing circular balcony with direct views to the sea.

Kitchen/Breakfast Room

17'0" x 5'11" (5.20 x 1.81)

Double glazed window to the front elevation, modern fitted handle-less kitchen comprising a range of matching wall and base level units with laminate roll edge worktop surfaces, integrated fridge/freezer, integrated slimline dishwasher, stainless steel bowl and half sink with drainer and mixer tap, plumbing space for washing machine, integrated electric oven, worktop mounted electric induction hob with fitted stainless steel extractor hood above, breakfast bar, recessed ceiling spotlights, tiled floor.

Bedroom One

16'11" x 10'9" (5.16 x 3.30)

Double glazed window to the side elevation, modern electric thermostatic electric radiator, large built in wardrobe with sliding mirrored doors comprising hanging space and shelving, door with access to en-suite.

En-Suite

Wall mounted chrome towel rail, modern suite comprising low level wc, wall mounted wash hand basin with mixer tap, walk in shower cubicle with wall mounted shower controls and shower attachment, recessed ceiling spotlights, electric shaver point, part tiled walls and tiled floor.

Bedroom Two

19'2" x 8'1" (5.85 x 2.48)

Double glazed window to the front elevation, one modern electric thermostatic radiator, built in double wardrobe with sliding mirrored doors comprising hanging space and shelving.

Family Bathroom

Heated chrome towel rail, modern white suite comprising wall mounted wash hand basin with mixer tap, low level wc, panelled enclosed bath with mixer tap and hand held shower attachment, part tiled walls and tiled floor, electric shaver point, recessed ceiling spotlights, airing cupboard housing the modern pressurized hot water cylinder.

Secure Gated Underground Car Park


Allocated Parking Space

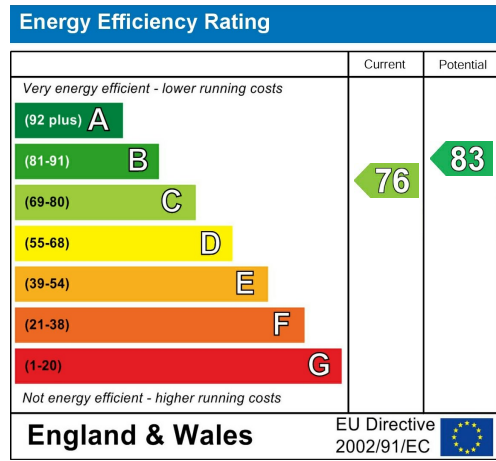
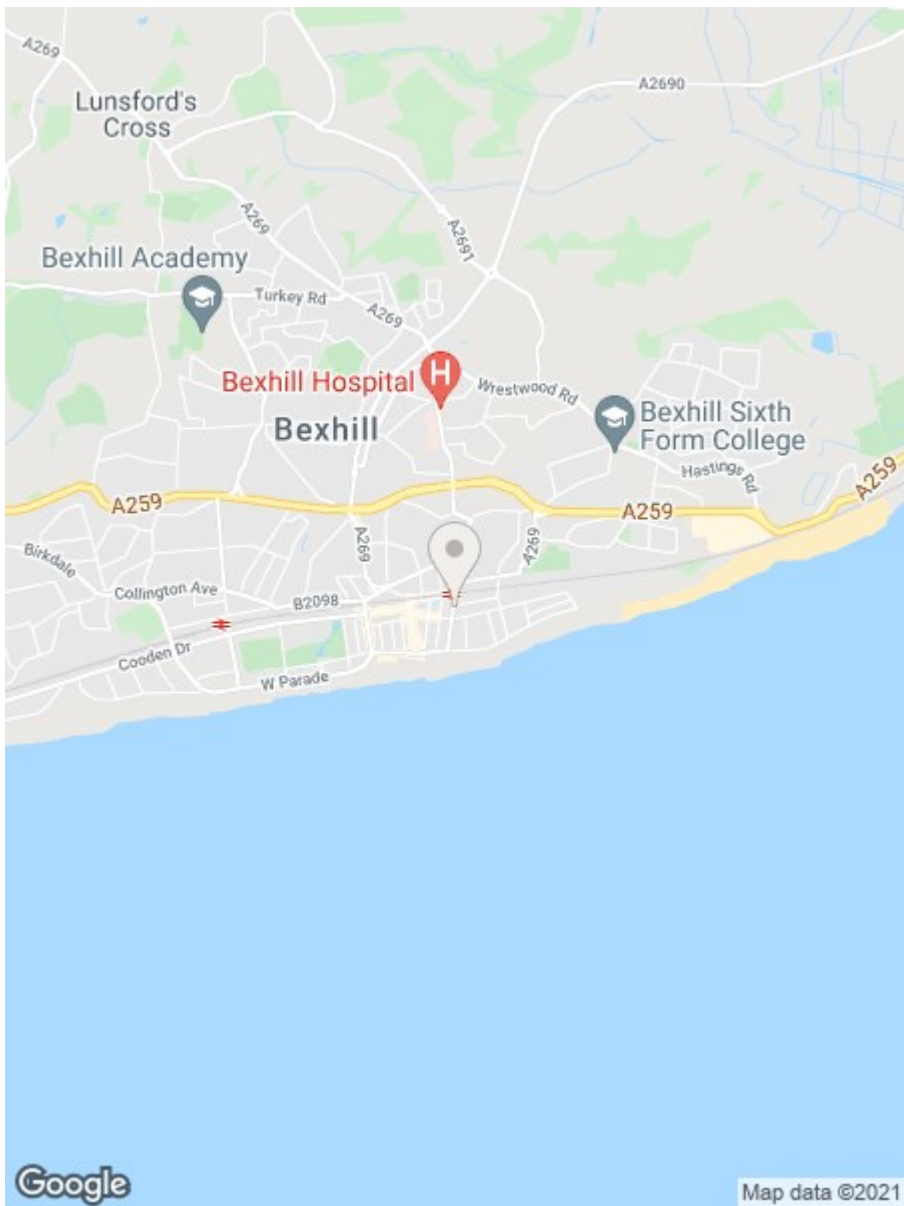
Lease & Maintenance

We have been advised that the lease has approximately 123 years remaining and the maintenance is approximately £1920 pa.

Agent Note

None of the services or appliances mentioned in these sale particulars have been tested. It should also be noted that measurements quoted are given for guidance only and are approximate and should not be relied upon for any other purpose.





**RUSH
WITT &
WILSON**

**Residential Estate Agents
Lettings & Property Management**



**3 Devonshire Road
Bexhill-on-Sea
East Sussex
TN40 1AH
Tel: 01424 225588
bexhill@rushwittwilson.co.uk
www.rushwittwilson.co.uk**